

REFERENCE	AUDIOM 15 A2
RATED POWER HANDLING	
Nominal/Program (W)	200 / 300
VOICE COIL	
Diameter/Length (mm)	77 / 7
Nom./Mini Impedance (Ohms)	8 / 7
DC Resistance (Ohms)	6,1
Inductance (mH)	0,74
Former	Kapton
Layers	2
Wire	Flat copper
CONE	
	Paper
SURROUND	
	Coated Fabric
MAGNET	
Diameter (mm)	235
Weight (gr)	3000
Flux density=B (T)	1,2
Gap Height (mm)	10
SENSITIVITY	
2.8V/1m (dB)	96,5
NET WEIGHT (Kg)	
	14,2

DRIVER PARAMETERS

REFERENCE:

AUDIOM 15 A2

Date: 14/12/1995

Fs: 20,86 Hz

Rcc: 6,03 Ohms

Qes: 0,330

Qms: 7,520

D: 33,00 Cm

Mms: 56,41 Gr

Qts: 0,316

Sd: 855,30 Cm²

Vas: 1060,25 Liters

Rms: 0,983 Kg/s

Cms: 1,03E-03 m/N

Ces: 417,54 mF

Les: 139,41 mH

Res: 137,41 Ohms

Cas: 7,55E-06 m⁵/N

Mas: 7,71 Kg/m⁴

Ras: 134,40 Ohms ac

Bl: 11,62 N/A

T: 206,05 ms⁻²

Lvc: 6,50 mm

Inductance: 0,74 mH

N: 2,81 percent

No: 96,49 dB/W/m

Hgap: 10,00 mm

Fs: Resonance frequency of driver (free air)

Rcc: Dc resistance of driver voice-coil

Qes: Driver Q at Fs considering electrical resistance Rcc only

Qms: Driver Q at Fs considering driver nonelectrical losses only

Qts: Total driver Q at Fs resulting from all driver resistances

D: Effective piston diameter

Sd: Effective projected surface area of driver diaphragm

Mms: Moving mass including air mass

Bl: Motor transduction constant

T: Acceleration Factor

N: Efficiency

No: Sensitivity

Vas: Volume of air having same acoustic compliance as driver suspension

Cas: Acoustic compliance of driver suspension

Mas: Acoustic mass of driver diaphragm assembly including voice coil and air load

Ras: Acoustic resistance of driver suspension losses

Ces: Electrical capacitance representing driver

Les: Electrical inductance representing driver compliance

Res: Electrical resistance representing driver suspension losses

Rms: Mecanical resistance representing driver suspension losses

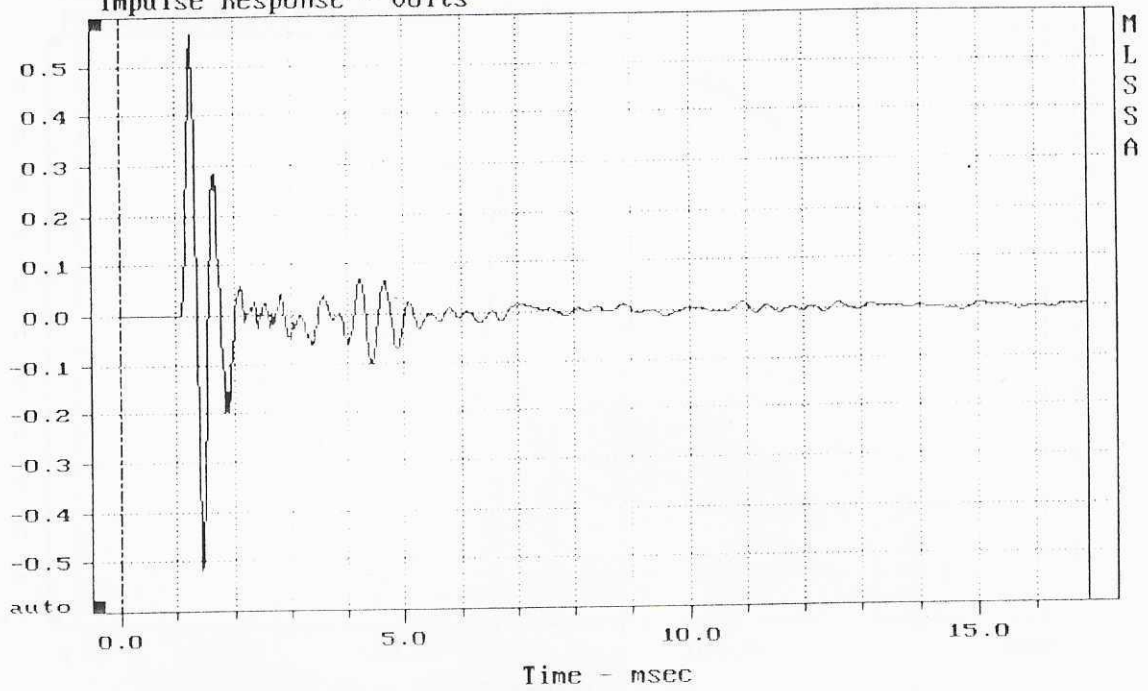
Cms: Driver mechanical compliance

Lvc: Voice-coil Length

Hgap: Gap Height

FOCAL

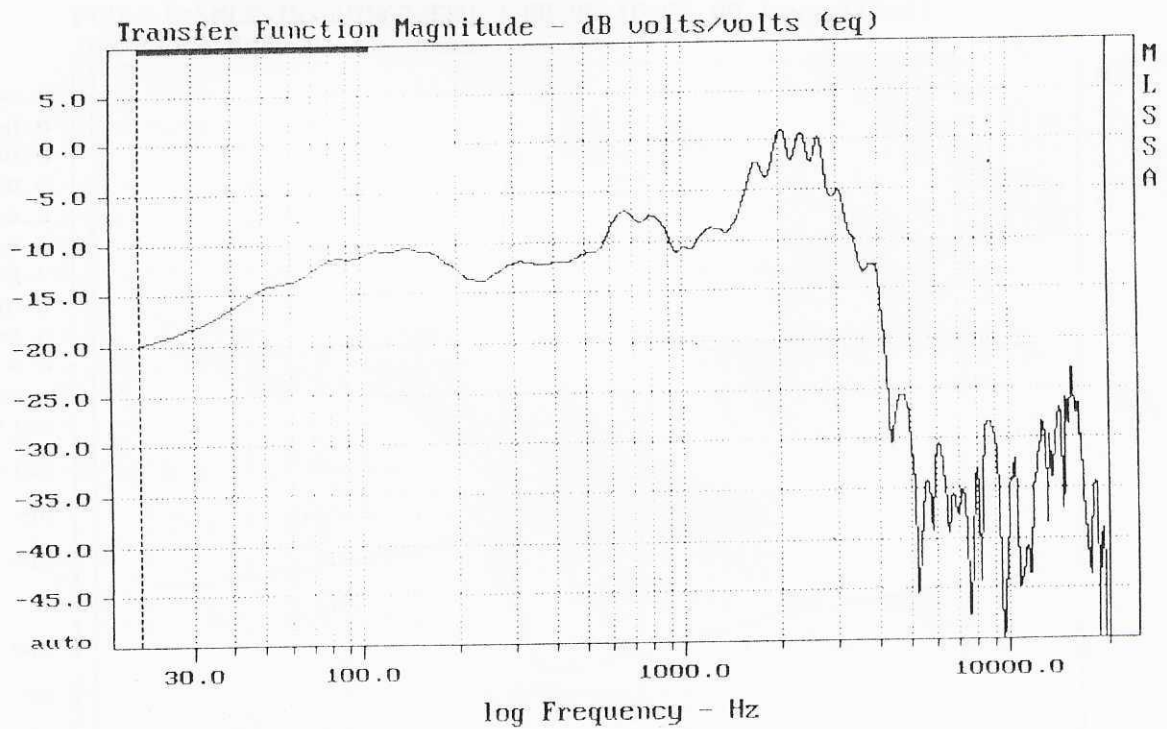
File: C:\MLS\15\AU15A2.TIM 3-28-95 10:20 AM
Impulse Response - volts



AUDIOM 15 A2

12-14-95 3:58 PM

MLSSA: Time Domain

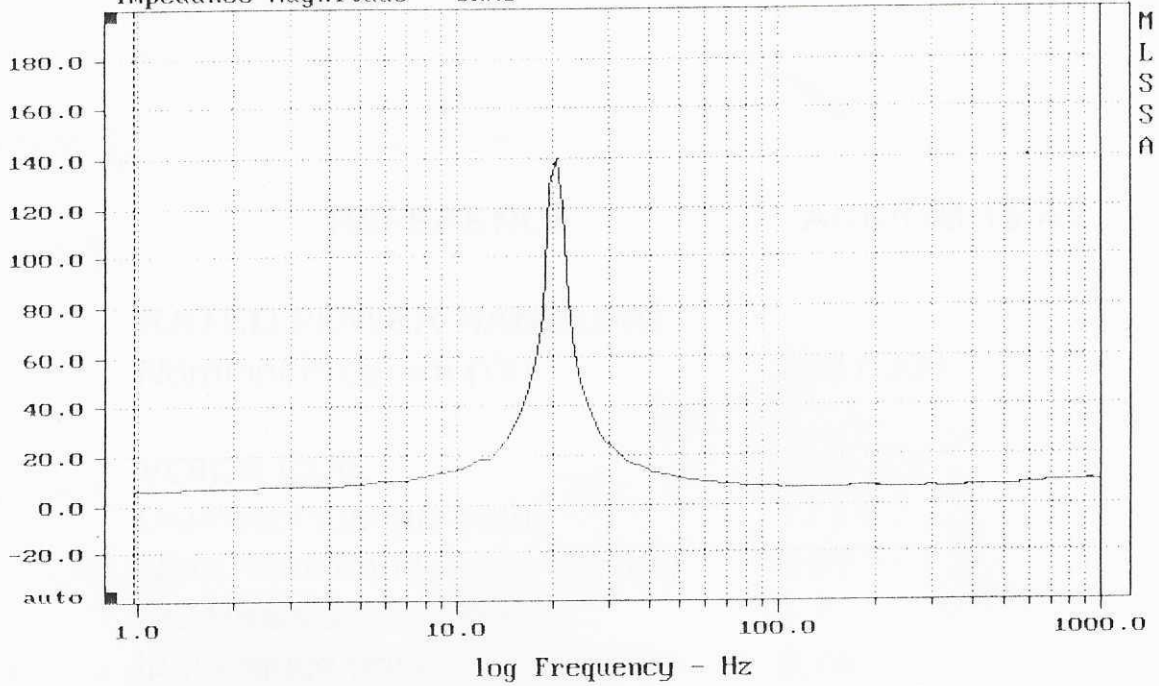


CURSOR: y = -58.9413 x = 20001.0356 (10814)

AUDIOM 15 A2

File: C:\MLS\15\AU15A2.FRQ 3-28-95 10:05 AM (equalized)

Impedance Magnitude - ohms



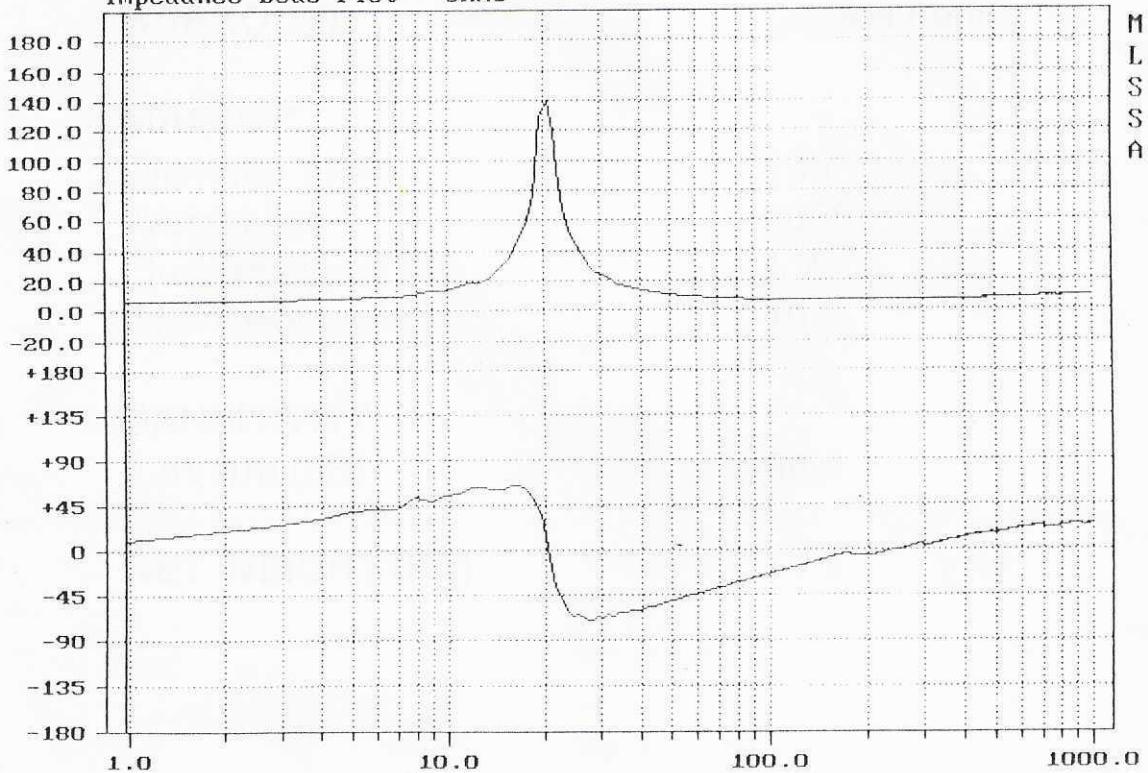
AUDIOM 15 A2

12-14-95 4:05 PM

MLSSA: Frequency Domain

File: C:\MLS\15\AU15A2.FRQ 3-28-95 10:05 AM (equalized)

Impedance Bode Plot - ohms



mag= 6.34, phase= 10.3 deg, 0.977 Hz (1)